

## Subject

Sectional-door-drive ELEKTROMATEN® SE 8.60 FI

## Description

The ELEKTROMATEN SE 8.60 FI is the first drive unit with the new compact SG40 gearbox. The new drive for counterbalanced sectional doors is characterised by the following unique features:


- Extremely compact one-box design (gear box and motor in one housing) (①)
- Hand chain operator as standard (②) with optionally retro-fitted shifter cable (③)
- Integrated frequency inverter for adjustable output speeds from 12 to 60 rpm (④)
- Single plug connection system (XES) for fast commissioning without wiring effort (⑤)

The new drive unit with integrated, digital limit switch DES can be operated with GfA door controls TS 970, TS 971 and TS 981. The newly developed XES one-plug connection system simplifies electrical installation on the drive side. There is no need to loosen screws and remove covers. This may result in a shortened installation time.

## Technical Data

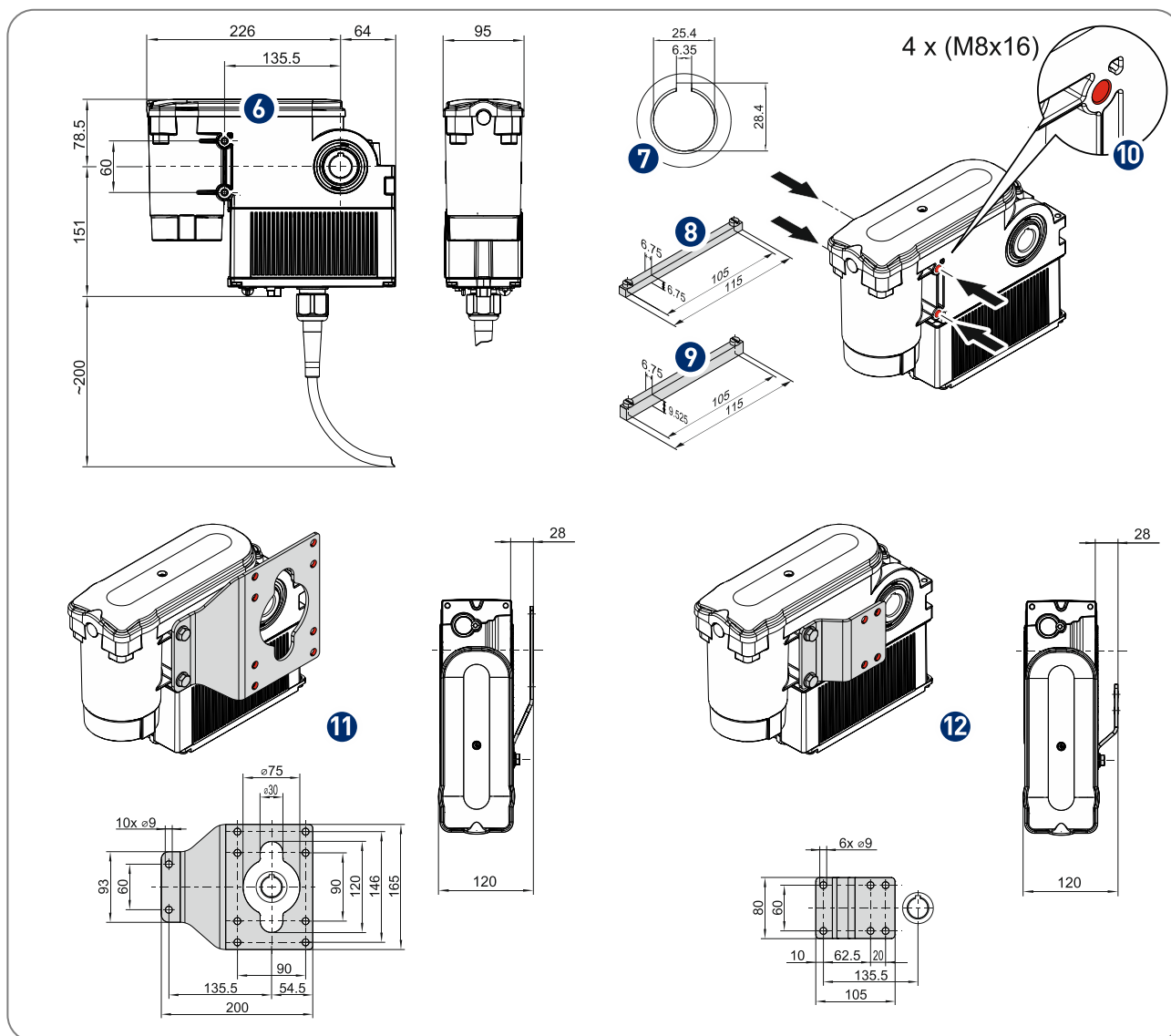
ELEKTROMATEN®			SE 8.60 FI
Series			SG40
Output torque		Nm	80
Output speed	OPEN	rpm	12-60
	CLOSE>2.5m		12-30
	CLOSE≤2.5m		12-24
Hollow / output-shaft (Ø)		mm	25.4
Max. holding torque		Nm	300
Max. door weight		N	3000
Motor power		kW	0.5
Supply voltage		V	1N-230
Operating frequency		Hz	50 / 60
Operating current		A	2.1
Max. operation per hour			36
Limit switch range			14
Permissible temperature range		° C	+5..+40 (+60)
Degree of protection		IP	65
Weight		kg	9
Part no.			10004398





## Figures



## Dimensions und mounting


The new SE 8.60 FI offers a very compact design. (6). With a total weight of 9 kg, it is the lightest ELEKTROMATEN in the GfA range of products. The drive unit is equipped with a hollow shaft of 25.4 mm (7). The positive-locking connection to the door shaft can be implemented by using key variants (8+9) available separately. Four M8 threaded holes (10) are available on the housing for mounting the drive unit. Two varying torque brackets (11+12) can be used for adaptation to the door design. Further custom variants are available upon request.



Figures	Designation	Part no.
	Key 6.35 x 6.35 x 115	30005835
	Key 6.35 x 9.525 x 115	30005836
	Torque bracket SG40 Type A	30005807
	Torque bracket SG40 TYPE B	30005808


## Hand chain operator

In the standard version, the drive unit has an integrated hand chain operator with a chain (13) of 1 m in length. Extension sets with chain lengths from 2 m to 10 m are available. (14). A red rotary switch in hexagonal form (SW15) on the lower side of the housing (15) serves to activate the hand chain operator. A shifter cable easy to retrofit enables the activation of the hand chain operator even without a tool from operating height (16). The shifter cable is available in three different lengths.

Figures	Designation	Part no.	
	14	Emergency hand chain set, 2m	30004555.00002
		Emergency hand chain set, 4m	30004555.00004
		Emergency hand chain set, 6m	30004555.00006
		Emergency hand chain set, 8m	30004555.00008
		Emergency hand chain set, 10m	30004555.00010
	16	Shifter cable 2 x 4m	30005741.00400
		Shifter cable 2 x 7m	30005741.00700
		Shifter cable 2 x 10m	30005741.01000

## Connection cables

The new one-plug connection system (XES) has been specially developed for the SG40 series and the first ELEKTROMATEN SE 8.60 FI equipped with this gearbox series. On the drive side, a single plug replaces the previously used separate plugs for limit switch and motor (17). The digital limit switch integrated in the drive unit allows the omission of an externally accessible connection space in favour of more compact housing dimensions. Plug-and-Play enables a time-saving electrical installation without any disassembly. The new XES connection cables are available as usual in various lengths (18).

Figures	Designation	Part no.	
	18	XES connection cable, 3m	20003673.00300
		XES connection cable, 5m	20003673.00500
		XES connection cable, 7m	20003673.00700
		XES connection cable, 9m	20003673.00900
		XES connection cable, 11m	20003673.01100
		XES connection cable, 13m	20003673.01300
		XES connection cable, 15m	20003673.01500
		XES connection cable, 35m	20003673.03500

## Notes

During the product introduction phase, we supply the drive unit with a TS 971 door control running special software. During the test phase, please use only the door control supplied.

Do you have any questions or suggestions regarding the new ELEKTROMATEN SE 8.60 FI? Do you need special extensions for your door design or product range? Please contact us. Your sales representative will gladly advise you:  
<http://gfa-elektromaten.com/en/DE/contact.html>