

since 1995

beditom®

SECTIONAL INDUSTRIAL DOORS

INDIVIDUAL SOLUTIONS FOR BUSINESS



ISO 9001:2008



Sectional Industrial Doors ST40



Durable, Reliable and Well Insulated

Model ST40 is a right choice where stable technical protection of a facility, high technical parameters, effective protection against wind and moisture are required.

The quality control system used in the process of manufacturing our doors and application of the best materials guarantee reliable service for many years.



SECTIONAL INDUSTRIAL DOORS

ALUDOOR - Aluminium Doors



Doors for modern architectural solutions

The ALUDOOR doors are made of very durable aluminium components. They are intended for the facilities, where maximum access of natural light is required, such as car showrooms, exposition rooms or fire service facilities.

The aluminum doors ALUDOOR are strong and all components possess high thermal parameters. Combination of wide range of glazed panels and availability of the entire range of colours will emphasize individual style of your facility.





COMPACT doors for the most demanding clients



Everywhere where it is impossible to apply standard solutions, we suggest to install an exceptional system of the COMPACT doors.

During the operation of the door, its sections are folded in the small space above opening of the door. They may be stored outside or inside of the building.

This structure may be applied when overhead cranes, skylights and other industrial installations are present, and are in conflict with the traditional structures of the sectional doors. The COMPACT doors are the best alternative to the roller doors, and their versatility is a right choice for the most challenging installation environments.

SECTIONAL INDUSTRIAL DOORS

Individual solutions – DYNAMIC and ST2000 Doors

The DYNAMIC doors are used to optimise flow of people and goods, limit energy loss or improve climate inside of the buildings. System of high speed sectional doors is equipped with industrial tracks that work with specially designed operators, providing high speed opening and closing of the door.



ST2000 doors (counterbalance doors) – without traditional spring drive mechanism. Due to applying a special construction without spring involvement, higher safety and work comfort is guaranteed. Moreover, frequency of servicing the door is reduced. This model is recommended specially for high lift systems, above 4,5 m.





Why Beditom? Here are some arguments in favor:



Quality without compromise – Beditom products are certified by independent institutions. Our production follows quality management system DNV ISO 9001 and meets the highest requirements of European markets.



Long-term experience. Beditom has wide experience and traditions in the sale and manufacture of sectional doors in Poland and Europe. Our highly qualified experts take care of every detail and work continuously on innovatory technical solutions.



Guarantee – we give 24 months guarantee for our products. It is possible to extend guarantee for individual needs.

Hardware

Hardware such as hinges, lift systems are hot-dip galvanized. It can be made of stainless steel for special applications. For bigger and heavier doors we apply enhanced hardware and elements increasing the stiffness of the panels. Rollers have ball bearings which ensures their increased strength and durability. Flexible and durable gaskets provide excellent sealing of the door curtain. Springs, which influence correct operation of the doors, are precisely calculated, individually for each door. This ensures perfect balance of the door. The standard springs are calculated for 25 000 cycles, but in some applications it might be made for the 50 000 or 100 000 cycles.



enhanced hardware




OMEGA reinforcement profiles

Protection elements

Depending on the specific hazard circumstances, which may occur by sectional door operation, industrial doors have track system profiles providing finger trap protection from the outside. Additionally, depending on the dimensions and weight of the door, safety mechanisms are used such as: steel line break protection (MZL) and spring break protection (MZS).



steel line break protection (MZL)



spring break protection (MZS)

SECTIONAL INDUSTRIAL DOORS



Operator




Steering cassette



Control box


Manual and automatic opening

Depending on the needs, there are used rope or chain hoist to open the doors manually or operator, which is specially useful in intense load and it provides high working comfort. In such case additional elements can be used, i.e. photocells, radio steering and safety edge, which stops the doors at the slightest obstacle while closing. For our doors we use a reliable GFA manufacturer.




Chain hoist


Glazing options




Door with ALUDOOR glazing



Door with windows cut in the segment



Door with windows cut in the segment and service door



ALUDOOR standard



ALUDOOR standard with service door



ALUDOOR with full glazing


Types of service doors



STANDARD THRESHOLD



approx. 75 mm



LOW THRESHOLD



with approx. 22-28 mm

Standard colours



WHITE RAL9002



BROWN RAL 8014



GREY RAL9006



SILVER RAL9007



RED RAL3000



BLUE RAL5010



ANTHRACITE RAL7016



any colour from RAL palette

In our offer you will find other high quality specialized products, such as: industrial internal and external doors, oversized doors, high speed doors, fire doors and loading docks. You are kindly invited to visit our authorized partners throughout Europe.

Industrial entry doors

Oversized doors




High speed doors

Fire doors

Loading docks



Our partner:



Manufacturer:

Poland, 81-029 Gdynia, ul. Północna 1D
tel. + 48 58 667 37 10, fax + 48 58 667 37 16
e-mail: info@beditom.pl • www.beditom.pl